



# “What if...”

Literacy and Learning Play Areas  
keeping families engaged all year long



presented by  
Marie Boleman from the Oshkosh Public Library  
&  
Katrina Wulff from the Neenah Public Library



# What?

- ▶ Dedicated spaces for imaginative play and learning to support literacy skill development.
- ▶ Themes/Content change.
- ▶ Designed for preschool and school-aged children.

# Why?

- ▶ Libraries as Destinations
- ▶ Drop-in = Inclusive
- ▶ Literacy Skills
- ▶ Possible Partnerships
- ▶ IT'S A PASSIVE PROGRAM!





# How?

- ▶ When and how will you roll out the new theme (you can swap out while kids are playing with it)
- ▶ Change out content regularly
- ▶ Plan at least 2 themes out
- ▶ Teachers pay Teachers
- ▶ Pinterest
- ▶ Other Libraries!
- ▶ Marie Boleman  
Oshkosh Public Library  
[boleman@oshkoshpubliclibrary.org](mailto:boleman@oshkoshpubliclibrary.org)  
920-236-5207
- ▶ Katrina Wulff  
Neenah Public Library  
[wulff@neenahlibrary.org](mailto:wulff@neenahlibrary.org)  
920-886-6335







# Planning & Organizing

Neenah's Play Literacy Line Up:

**September/October 2019**- Chores

**November/December 2019** - Bakery/Baking

- ▶ \*Crazy for Cookies is November 9

**January /February 2020** - Doctor's Office

- ▶ \*Stuffed Animal Clinic is January 11

**March/April 2020** - Science Lab

- ▶ \*Mad Scientist Program is March 7

**May 2020** - palate cleanser: \_\_\_\_\_ (?) / Flower Shop (?)

**June/July 2020** - Construction Site

**August 2020** - Beach

**September 2020** - palate cleanser: Play Scarves

- ▶ \*Saturday Storytime (?)

# Planning & Organizing

## **Play Literacy: Science Lab**

*\* Mad Scientist performance March 7*

**March-April 2020**

*\*Date to open:\_\_\_\_\_*

### **Decorations:**

- ❑ Octagon table
- ❑ Periodic Table mats for tabletop, + poster to hang (?)
- ❑ Science materials hanging from ceiling

### **Dress-up:**

- ❑ White lab coats (3)
- ❑ Gloves
- ❑ Clearance badges (printable)
- ❑ Safety goggles (w/ elastic strap)

### **Play pieces:**

- ❑ Microscope
- ❑ Science set includes 3 test tubes, 2 holders, beaker, safety glasses (1), beaker, funnel, tweezers, magnifying glass, eyedropper
- ❑ Microscope slides
- ❑ Extra test tubes
- ❑ Measuring tools: rulers, scale
- ❑ Petri dishes
- ❑ Tabletop Magnifier, Magnification blocks

### **Literacy components:**

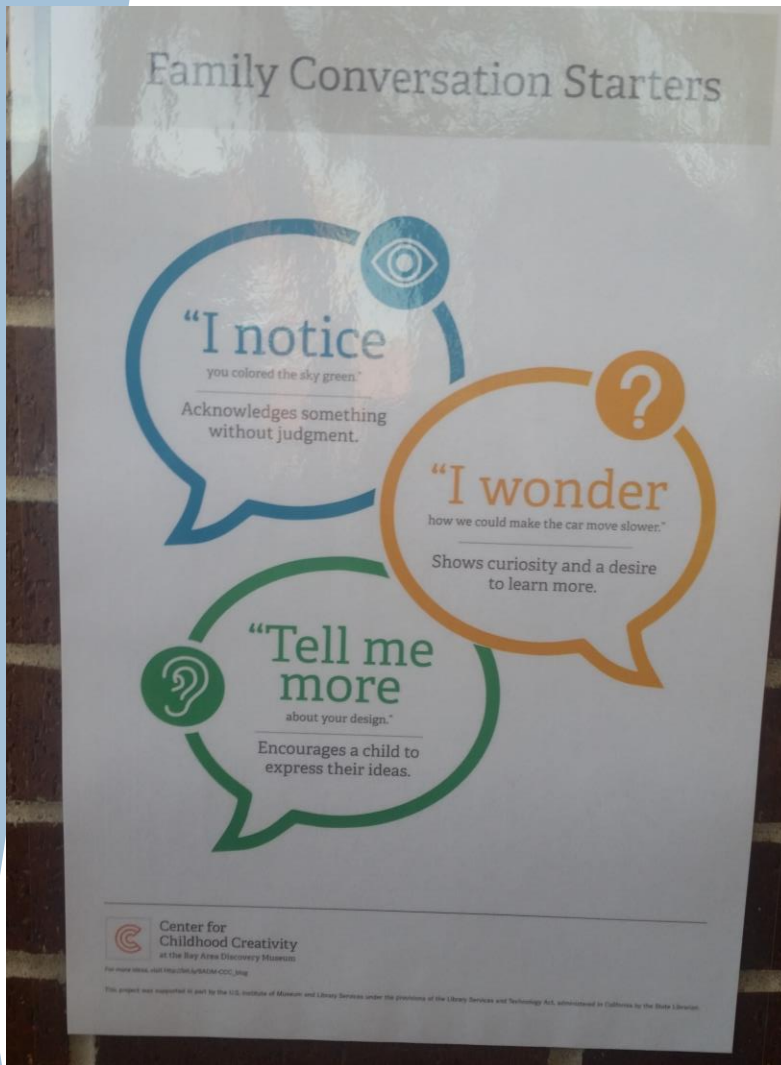
- ❑ Periodic table blocks
  - for identifying, for matching, for reading, for building
- ❑ LCD writing tablets (boogie boards) for 'note-taking' and drawing
- ❑ Books, pictures, diagrams, labels for exploring, for identifying, for matching, for discovering, for displaying or showcasing




Give them  
a way to  
interact  
with you.  
(the librarian)







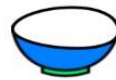










~ ~ ~ Nina's Scoop Shoppe 

Name \_\_\_\_\_

WHAT FLAVOR WOULD YOU LIKE?	
Vanilla 	Chocolate 
Strawberry 	Mint 
HOW MANY SCOOPS?	
1 	2 
Bowl 	Cone 
DO YOU WANT A CHERRY? 	
yes 	no 

### Activities You Can Do With Puppets

- Act out a storybook and create a new ending.
- Practice scripts to perform in the way of a puppet play.
- Make your own puppets with paperbags or socks.
- Make popsicle stick puppets.
- Watch YouTube videos of puppet plays for example.
- Go to see a live puppet show.
- Explore joke books to learn new jokes to use in your puppet skits.
- Create your own unique puppet.
- Construct your own puppet theatre. Appliance boxes work really well.

Give them a way to interact with their grown-up.



DON'T FORGET THE BOOKS!



# The Doctor is in.








# The doctor is in!



*Welcome to our play Literacy space!*

- Play:** Take turns playing the role of the patient, the nurse, the doctor, the receptionist, or a specialist. Use a nametag to identify your role.
- Read:** What does your nametag say? Look at the other signs around you - what do they say? Read a book while you wait for your appointment. Measure your height on the height chart and your weight on the scale.
- Write:** If you are a patient, sign in for your appointment at the receptionist's desk. If you are a nurse or doctor, take notes during a check-up or fill out a prescription slip.
- Talk:** Can you remember the last time you visited a real doctor's office? Talk about what happened. Depending on your role while you play, ask questions during your check-up or explain each step of a check-up. Describe what you see when you look at an x-ray.
- Sing:** A song may help you feel more relaxed during your visit - sing a favorite one together. Don't forget "Head, Shoulders, Knees, and Toes"!

**Please respect each other's boundaries and play safe.**



# Tips & Tricks

Create Ambiance





Durability of the toys  
(plan to replace toys or switch themes sooner)




Label All Parts



Might be Messy so Prepare Staff

# Tips & Tricks





# Tips & Tricks

Extend that curiosity with circulating STEAM kits & programming.



Older kids interact in more complex ways.





# Procuring Props, Scenery, or Special Equipment

- ▶ Unexpected donations of unique items: Giant animal sculpture anyone?
- ▶ Special equipment is not always as pricey as you think.
  - Light tables, magnet boards, store front, play sets from Amazon or Ikea
- ▶ Be okay with replacing well-loved items: Cash register
- ▶ Thrift stores
- ▶ Every town has woodworkers who like to give to the community
  - Just be specific about your design so it fits in with your vision
- ▶ Civic groups and Friends groups like to donate money for specific things that will get high use.



# Where?

- ▶ A section of empty wall
- ▶ End cap of a bookshelf
- ▶ A small corner
- ▶ Middle of room
- ▶ book shelf
- ▶ Top of a book shelf
- ▶ Part of a table

# Resources

- ▶ Teachers pay Teachers
- ▶ Pinterest
- ▶ Other Libraries!
- ▶ Marie Boleman  
Oshkosh Public Library  
[boleman@oshkoshpubliclibrary.org](mailto:boleman@oshkoshpubliclibrary.org)  
920-236-5207
- ▶ Katrina Wulff  
Neenah Public Library  
[wulff@neenahlibrary.org](mailto:wulff@neenahlibrary.org)  
920-886-6335